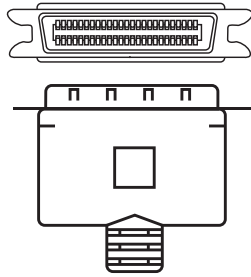
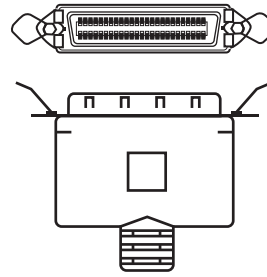


1. **DB25 MALE**  
(Macintosh) External SCSI connector on Apple computers except PowerBooks. Also used on some MS-DOS SCSI controller cards.




2. **CENTRONICS 50 MALE (SCSI-1)**  
External cable connector on SCSI and SCSI-2 devices.



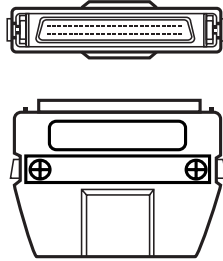
3. **CENTRONICS 50 FEMALE**  
External SCSI connector on SCSI and SCSI-2 controllers and peripherals.



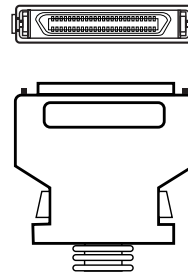
4. **HDI 30 MALE**  
(PowerBook) External SCSI connector on Apple Macintosh Powerbook computers.



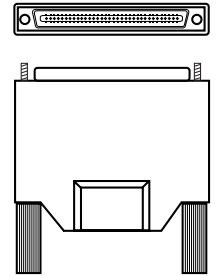
5. **.050 50 PIN W/THUMBSCREWS**  
(Hewlett Packard) External SCSI connector for SCSI-2 applications, Hewlett Packard computers and workstations.



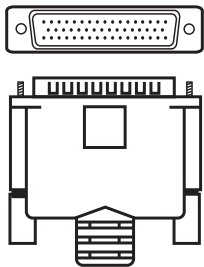
6. **.050 50 PIN MALE (SCSI-2)**  
External cable connector for SCSI-2 controllers and peripherals.



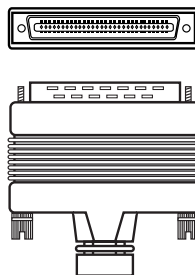
7. **.050 CENTRONICS 50 MALE (Mini Centronics)**  
External cable connector for SCSI-2 controllers and peripherals.



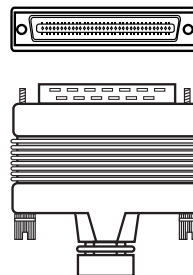
8. **.8MM 68 PIN MALE**  
External SCSI connector used on Ultra-2 and RAID controllers.



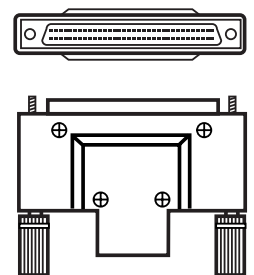
9. **DB50 MALE**  
(SUN) External SCSI connector for SCSI applications on SUN Microsystems workstations.



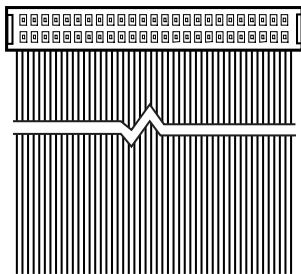
10. **.050 CENTRONICS 60 MALE (IBM/PC Workstations)**  
External SCSI connector for SCSI applications with IBM workstations.



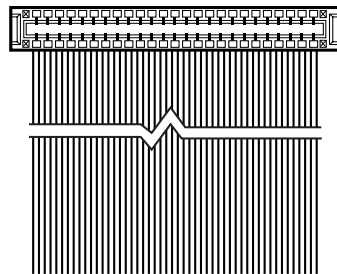
11. **.050 CENTRONICS 68 MALE (IBM/PC Workstations)**  
External SCSI connector for SCSI-3 applications with IBM workstations.



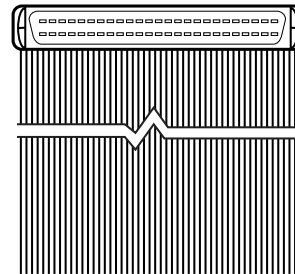
12. **.050 68 PIN MALE (SCSI-3)**  
External SCSI connector for SCSI-2 Fast and Wide and SCSI-3 controllers and peripherals.



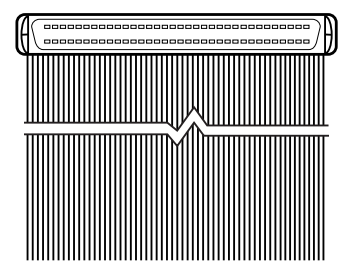
13. **IDC 50 POSITION SOCKET (Header)**  
Internal cable connector for SCSI and SCSI-2 controllers and peripherals.



14. **IDC 50 POSITION SOCKET (Card Edge)**  
Internal cable connector for SCSI and SCSI-2 controllers and peripherals.

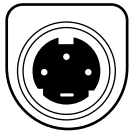


15. **.050 50 PIN MALE (.025 Ribbon Style Connector)**  
Internal cable connector for SCSI-2 controllers and peripherals. Note: Can only be used with other .025 50 pin ribbon style connectors.

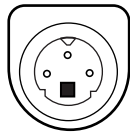


16. **.050 68 PIN MALE (.025 Ribbon Style Connector)**  
Internal cable connector for SCSI-2 Fast and Wide and SCSI-3 controllers and peripherals. Note: Can only be used with other .025 68 pin ribbon style connectors.


## MINI DIN CONNECTORS



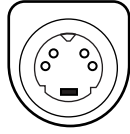
3 Pin Mini Female



3 Pin Mini Male




4 Pin Mini Female




4 Pin Mini Male



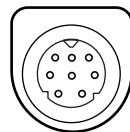
6 Pin Mini Female



6 Pin Mini Male

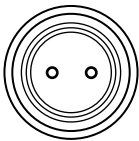


8 Pin Mini Female



8 Pin Mini Male

## TWINAX CONNECTORS




Twinax Female

## DIN CONNECTORS

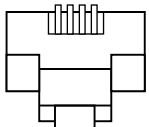


5 Pin Female

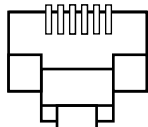


5 Pin Male

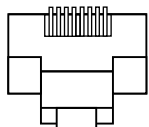
## MODULAR CONNECTORS



RJ11




RJ12

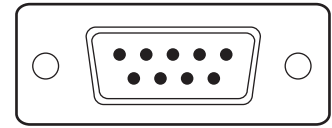


RJ45


## DB CONNECTORS



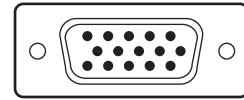
DB9 Female




DB9 Male




HD DB15 Female



HD DB15 Male



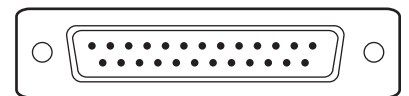
DB15 Female



DB15 Male



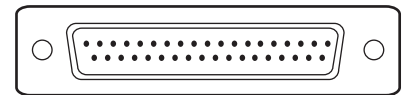
DB25 Female



DB25 Male




DB37 Female



DB37 Male




DB50 Female

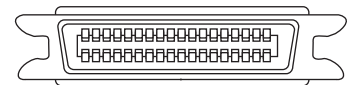


DB50 Male


## CENTRONICS CONNECTORS



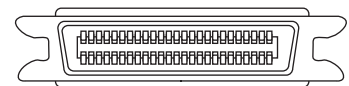
Centronics 36 Female



Centronics 36 Male

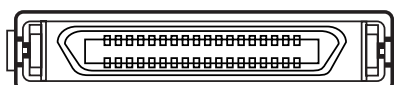


Centronics 50 Female

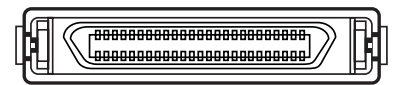


Centronics 50 Male

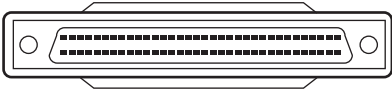
## MINI CENTRONICS CONNECTORS



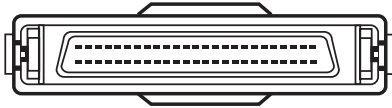
Mini Centronics 36 Female



Mini Centronics 50 Female



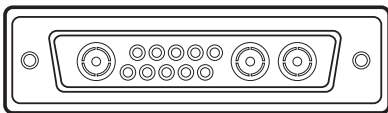
.050 68 Position SCSI-2 to SCSI-3



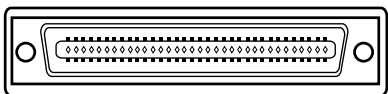
AMP .050 50 Pin SCSI-2



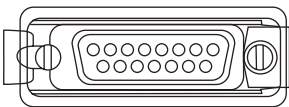
AMP .050 60 Pin (RS/6000)



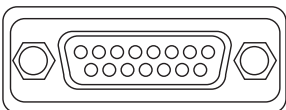
13W3 Female (Sun Video)




.8MM 68 Position Mini Centronics (VHDCI)



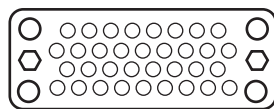
DB15 Female Transceiver



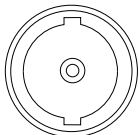
DB15 Male Transceiver



V.35 Female



V.35 Male

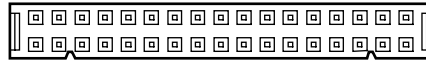


BNC Connector



HDI-30 Connector

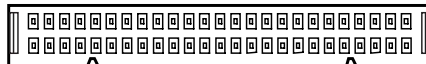
RIBBON HEADER CONNECTORS



Header 34 Position Female



Header 40 Position Female



Header 50 Position Edge Socket

POWER CORD CONNECTORS

